



Cordsets & Field Attachables

Bulletin Numbers 871A, 879D, 879P, 888B, 888D, 888H, 888M, 888N, 888P, 888R, 889, 889B, 889D, 889M, 889N, 889P, 889R, 898P, 898R, 889S, 889V, 889W, 889Z

Topic	Page
Mini Style	2
Mini-Plus Style	12
DC Micro Style	16
AC Micro Style	32
EAC Micro Style	41
Pico Style	43
M23 Style	54
DIN Valve Syle	57
Insulation Displacement Connectors (IDC)	63
Cable Spools	64

Cordsets & Patchcords, Mini Style

16 AWG, STOOW PVC



4-Pin Straight Mini Cordset

Specifications

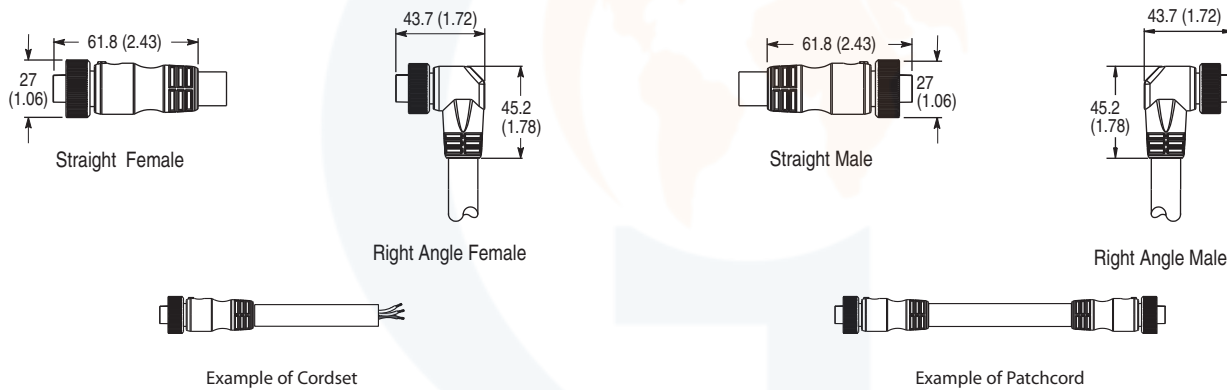
Certifications	UL Recognized and CSA Certified
Mechanical	
Coupling Nut Material	Epoxy-coated zinc
Housing Material	Molded oil-resistant TPE
Contact Material	Gold-plated palladium/nickel
Cable Type	Oil-resistant yellow PVC jacket, 16 AWG stranded copper, 600V; UL Recognized and CSA Certified, STOOW-A
Bend Radius	10x diameter
Cable Diameter [mm (in.)]	2/c = 10 (0.40) 3/c = 10 (0.40) 4/c = 11 (0.43) 5/c = 13 (0.51) 6/c = 14 (0.55)
Electrical	
Cable Rating	UL STOOW VW-1 105C 600V, CSA ST 105C 600V FT2, UV oil and water resistant
Assembly Rating	2-pin = 600V, 13 A 3-pin = 600V, 13 A 4-pin = 600V, 10 A 5-pin = 600V, 8 A 6-pin = 600V, 8 A
Environmental	
Enclosure Type Rating	NEMA 4, 6P, 12, 13; IP67; 1200 psi washdown, IP69K
Temperature Rating [C (F)]	-20...+105° (-4...+221°)

Mating Components & Accessories

Description	Cat. No.
Coupling Adaptors	889A-NADPT

Approximate Dimensions

Dimensions are in millimeters (inches). Illustrations are not drawn to scale.



Pinout and Color Code

Color Code	Face View Pinout									
	2-Pin		3-Pin		4-Pin		5-Pin		6-Pin	
	Female	Male	Female	Male	Female	Male	Female	Male	Female	Male
A (US)	1 White 2 Black	1 Green 2 Black 3 White	1 Black 2 White	3 Red 4 Green	1 White 2 Red 3 Green	4 Orange 5 Black	1 White 2 Red 3 Green 4 Orange 5 Black 6 Blue	—	—	—
B (Auto)	—	1 Green 2 Red/Black Tr 3 Red/White Tr	1 Red/Black Tr 2 Red/White Tr	3 Red 4 Green	1 Red/White Tr 2 Red 3 Green 4 Red/Yellow Tr 5 Red/Black Tr	—	—	—	—	—
C (IEC)	—	—	1 Black 2 Blue	3 Brown 4 White	1 Black 2 Blue 3 Orange	4 Brown 5 White	1 Blue 2 Orange 3 Red	4 White 5 Brown 6 Black	—	—



4-Pin Straight Mini Cordset

Specifications

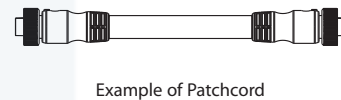
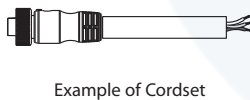
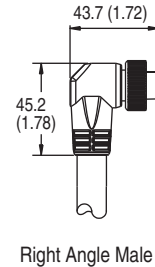
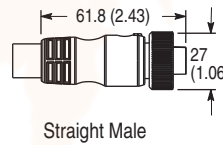
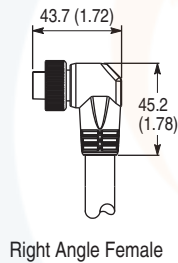
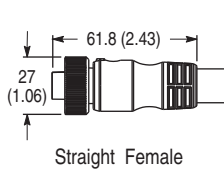
Certifications	UL Recognized and CSA Certified
Mechanical	
Coupling Nut Material	Epoxy-coated zinc
Housing Material	Molded oil-resistant TPE
Contact Material	Gold-plated palladium/nickel
Cable Type	Oil-resistant yellow PVC jacket, 18 AWG stranded copper, 300V; UL Recognized and CSA Certified
Bend Radius	10x diameter
Cable Diameter [mm (in.)]	2/c = 6 (0.24) 3/c = 6 (0.25) 4/c = 7 (0.27) 5/c = 8 (0.31) 6/c = 8 (0.32)
Electrical	
Cable Rating	UL AWM style 2661 VW-1 105C 300V, CSA AWM A/B I/II 80C 300V FT1, UV oil and water resistant
Assembly Rating	2-pin = 300V, 10 A 3-pin = 300V, 10 A 4-pin = 300V, 7 A 5-pin = 300V, 5.6 A 6-pin = 300V, 5.6 A
Environmental	
Enclosure Type Rating	NEMA 4, 6P, 12, 13; IP67; 1200 psi washdown, IP69K
Temperature Rating [C (F)]	-20...+105° (-4...+221°)

Mating Components & Accessories

Description	Cat. No.
Coupling Adaptors	889A-NADPT

Approximate Dimensions

Dimensions are in millimeters (inches). Illustrations are not drawn to scale.



Pinout and Color Code

Color Code	Face View Pinout											
	2-Pin		3-Pin			4-Pin		5-Pin		6-Pin		
	Female	Male	Female	Male	Female	Male	Female	Male	Female	Male		
A (US)	1 White 2 Black		1 Green 2 Black 3 White		1 Black 2 White	3 Red 4 Green	1 White 2 Red 3 Green	4 Orange 5 Black	1 White 2 Red 3 Green	4 Orange 5 Black 6 Blue		
B (Auto)	—		1 Green 2 Red/Black Tr 3 Red/White Tr		1 Red/Black Tr 2 Red/White Tr	3 Red 4 Green	1 Red/White Tr 2 Red 3 Green 4 Red/Yellow Tr 5 Red/Black Tr					
C (IEC)	—		—		1 Black 2 Blue	3 Brown 4 White	1 Black 2 Blue 3 Grey	4 Brown 5 White				