

Relays and Timers Specifications

Bulletin Number 700

Topic	Page
General Purpose Relays	2
Timing Relays	41
NEMA Industrial Relays	81
IEC Control Relays	93
Solid State Relays	109

Additional Resources

These documents contain additional information concerning related products from Rockwell Automation.

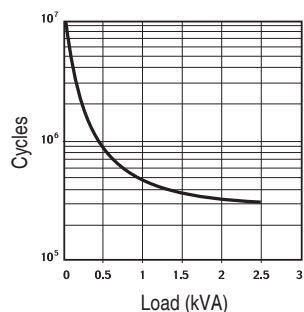
Resource	Description
Industrial Automation Wiring and Grounding Guidelines, publication 1770-4.1	Provides general guidelines for installing a Rockwell Automation industrial system.
Product Certifications website, http://www.ab.com	Provides declarations of conformity, certificates, and other certification details.

You can view or download publications at <http://www.rockwellautomation.com/literature/>. To order paper copies of technical documentation, contact your local Allen-Bradley distributor or Rockwell Automation sales representative.

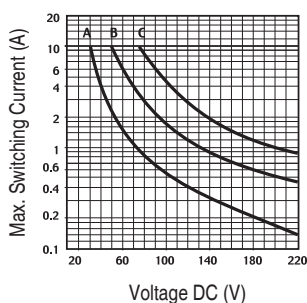
Cat. No. 700-HA...				
Electrical Ratings				
Pilot Duty Rating±		NEMA B300		
Rated Thermal Current (I _{th})		HA = 10 A – 120V, 240V HAX = 6 A – 120V, 240V		
Rated Insulation Voltage (U _i)		250V IEC – 300V UL/CSA		
Contacts	Inductive	Make	Break	Hp
		►][◄	◄][►	
	120V AC	30 A	3 A	1/3
	240V AC	15 A	1.5 A	1
	General Purpose	10 A, 240V AC		
	Resistive	10 A, 30V DC		
Min. Low Energy Permissible Load		HA = 10V, 5 mA HAX = 5V, 2 mA		
Permissible Coil Voltage Variation		Pickup: 80...110% of Nominal Voltage at 50 Hz 80...110% of Nominal Voltage at 60 Hz 80...110% of Nominal Voltage at DC		
Coil Consumption ±10%	AC Coils	50 Hz	60 Hz	
	Inrush	3.3 VA	2.85 VA	
	Sealed	2.2 VA	1.9 VA	
	DC Coils	1.3 W		
Must Dropout Voltage		20% of nominal V AC 10% of nominal V DC		
Max. Contact Resistance		50 MΩ (700-HA and 700-HAB) 30 MΩ (700-HAX)		
Design Specification/Test Requirements				
Electrical				
Pole-to-Pole		2000V		
Contact to Coil		2000V		
Electrical Life (Operating)		100 000 min.		
Mechanical				
Degree of Protection (Open Type) IEC 529		IP 40		
Mechanical Life Cycles (AC/DC)		> 20 x 10 ⁶ / 50 x 10 ⁶		
Switching Frequency Operations		3600/HR		
Coil Voltages		See Product Selection		
Operating Time	Max. Pickup	10 ms		
	Max. Dropout	10 ms		
Maximum Operating Rate		4 Ops/s		
Vibration	Endurance	5 G		
	Operational	2.5 G		
Shock	Endurance	50 G		
	Operational	9 G		
Environmental				
Temperature	Operating	AC/DC	–40...+70 °C	
	Storage	AC/DC	–40...+100 °C	
Altitude		2000 m (6560 ft)		
Construction				
Insulating Material		Molded High-Dielectric Material		
Enclosure		Transparent Dust Cover		
Contact Material		700-HA:	10 A– AgNi	
		700-HAX:	6 A–Bifurcated/Gold Plating AgNi	
Terminal Markings on Socket		In accordance with EN50 0005		
Sockets		8-Pin Socket — 700-HN100, -HN125, -HN204 11-Pin Socket — 700-HN101, -HN126, -HN205		
Certifications		cURus Recognized (File No. E3125, Guide NLDX2/NLDX8), cULus Listed when used with Bulletin 700-HN sockets noted above (File No. E3125, Guide NLDX/NLDX7), CE Marked, CSA Certified, UR Certified (File 229473)		
Standards		UL508, CSA C22.2 No. 14, EN 61810-1		

† NEMA Rating Chart is in publication 700-SG003*

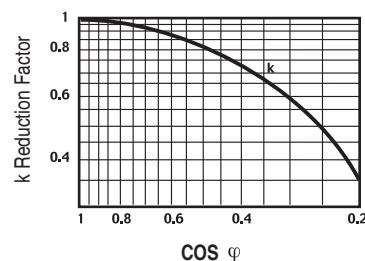
700-HA Relay Performance Graphs



Contact life vs. AC1 load at 1,800 cycles/h



Breaking capacity for DC1 load at 1,800 cycles/h.

Load reduction factor vs. $\cos \phi$

A = load applied to one contact

B = load applied to two contacts in series

C = load applied to three contacts in series

Time Module Cat. No. 700-HT3		
Electrical Ratings		
Operating Voltage Range		12...240V AC (50/60 Hz) 12...240V DC
Power Consumption		0.1 W (12V) 1.0 W (230V)
Mechanical		
Degree of Protection of Input (B1) Terminal		IP 20 (Guarded Terminal)
Input Terminal Wire Range		1.0 x 0.2 mm ² ...2.5 mm ² (24 AWG...14 AWG) 2.0 x 0.2 mm ² ...1.5 mm ² (24 AWG...16 AWG)
Input Terminal Torque Range		0.45...0.8 Nm (4...7 lb-in.)
LED Indicator		Red
Repeat Accuracy±		±1%
Recovery Time		<50 ms
Selectable Timing Ranges		Three DIP switches, seven ranges (set from 5...100% of range): 1 s, 10 s, 100 s, 10 min, 100 min, 10 h, 100 h
Selectable Timing Modes		Three DIP switches, eight modes: 1. Power On-Delay 2. Power On One-Shot 3. Power On Repeat Cycle, On Start 4. Signal On-Delay and Signal Off-Delay 5. Signal Off-Delay 6. Signal On-One-Shot 7. Signal Off-One-Shot 8. Signal On and Signal Off Watchdog Monitor
Adjustable Trimmer Scale Accuracy		±5% of Time Range
Environmental		
Temperature	Operating	−20 °C...+50 °C (−4 °F...+122 °F)
	Storage	−55 °C...+85 °C (−67...+185 °F)
Altitude		2000 m (6560 ft)
Construction		
Enclosure		Gray Plastic Housing
Mounting with Socket Only		8- or 11-Pin Socket with Module Plug
Sockets		700-HN204 (8-Pin with Plug) 700-HN205 (11-Pin with Plug)
Certifications		cURus Recognized (File No. E14843, Guide NRNT2/NRNT8), CE Marked
Standards		UL508, CSA C22.2 No. 14, EN 61810-1

† At constant voltage and temperature.