


Muting Controller Box Installation and Operating Instructions



Important User Information





Because of the variety of uses for the products described in this publication, those responsible for the application and use of this control equipment must satisfy themselves that all necessary steps have been taken to assure that each application and use meets all performance and safety requirements, including any applicable laws, regulations, codes and standards.

The illustrations, charts, sample programs and layout examples shown in the guide are intended solely for purposes of example. Since there are many variables and requirements associated with any particular installation, Rockwell Automation does not assume responsibility or liability (to include intellectual property liability) for actual use based upon the examples shown in this publication.

Rockwell Automation publication SGI-1.1, Safety Guidelines for the Application, Installation and Maintenance of Solid-State Control (available from your local Rockwell Automation sales office), describes some important differences between solid-state equipment and electromechanical devices that should be taken into consideration when applying products such as those described in this publication.

Reproduction of the contents of this copyrighted publication, in whole or part, without written permission of Rockwell Automation, is prohibited.

Throughout this manual we use notes to make you aware of safety considerations:

<p>WARNING</p> 	<p>Identifies information about practices or circumstances that can cause an explosion in a hazardous environment, which may lead to personal injury or death, property damage, or economic loss.</p>
<p>IMPORTANT</p>	<p>Identifies information that is critical for successful application and understanding of the product.</p>
<p>ATTENTION</p> 	<p>Identifies information about practices or circumstances that can lead to personal injury or death, property damage, or economic loss. Attentions help you identify a hazard, avoid a hazard, and recognize the consequences.</p>
<p>SHOCK HAZARD</p> 	<p>Labels may be on or inside the equipment (for example, drive or motor) to alert people that dangerous voltage may be present.</p>
<p>BURN HAZARD</p> 	<p>Labels may be on or inside the equipment (for example, drive or motor) to alert people that surfaces may reach dangerous temperatures.</p>

It is recommended that you save this user manual for future use.

Contents

Reference Documents	3
Introduction	4
Wiring	5
Operating	9
Muting Types	12
Configuration and Diagnostic Tool	14
Indication	16
Installation	18
Mounting Stand	19
Adjustment	22
Trouble Shooting	24
Application Restrictions	24
Technical Data	25
Certifications and Conformity	26

Reference Documents

GuardShield User Manual
 MSR42 Control Module User Manual
 GuardShield Safe 4 Safety Light Curtains User Manual
 GuardShield Micro 400 Safety Light Curtains User Manual
 MSR42 Configuration and Diagnostic Tool User Manual
 Installation Instruction Mounting Column
 User manual for any other safety device being connected to the muting controller box