

Eutectic Alloy Overload Relay Specifications

Bulletin Number 592

Topic	Page
Product Overview	2
Standards Compliance and Certifications	2
Approximate Dimensions	2

Additional Resources


These documents contain additional information concerning related products from Rockwell Automation.

Resource	Description
Industrial Automation Wiring and Grounding Guidelines, publication 1770-4.1	Provides general guidelines for installing a Rockwell Automation industrial system.
Product Certifications website, http://www.ab.com	Provides declarations of conformity, certificates, and other certification details.

You can view or download publications at <http://www.rockwellautomation.com/literature/>. To order paper copies of technical documentation, contact your local Allen-Bradley distributor or Rockwell Automation sales representative.



Eutectic Alloy Overload Relay Specifications



**Eutectic Alloy Type
Panel Mount**

The Bulletin 592 Overload Relay is a manual reset, eutectic alloy, thermal type overload device. When coordinated with the proper short circuit protection, the overload relay is intended to protect the motor, motor controller, and power wiring against overheating due to excessive overcurrents.

All Bulletin 592 block type relays are furnished with an optical indicator which becomes visible when the relay has tripped. A manual contact test module is provided as standard on block type Bulletin 592 overload relays. One N.O. or N.C. auxiliary contact may be field added to block type Bulletin 592 overload relays. This extra contact module physically replaces the contact test module.

Standards Compliance

UL 508
CSA 22.2 No. 14
CE Mark

Certifications

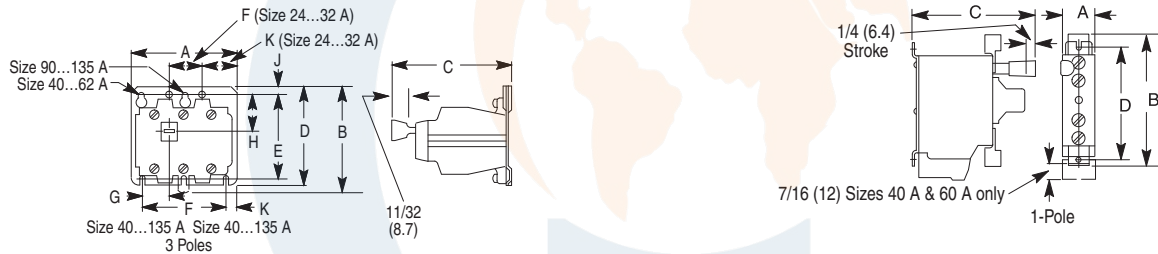
UL Listed (File No. E14840,
Guide No. NKCR)
CSA Certified (File No. LR1234)

STARTER MOUNT — For installation on Bulletin 500 Line NEMA contactors.

Heater Elements — Overload relays require 3 overload heater elements.

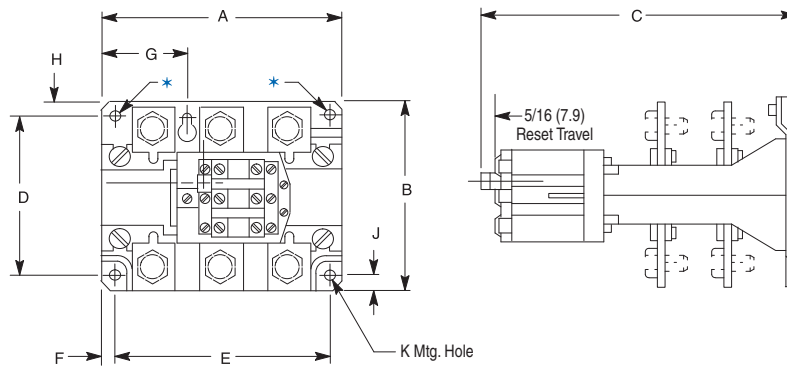
Dimensions are shown in inches (millimeters). Dimensions are not intended to be used for manufacturing purposes.

Open Type without Enclosure for Bulletin 592 Eutectic Alloy Type — Manual Reset — Panel Mount



Maximum Current [A]	No. of Poles	A Wide	B High	C Deep	D	E	F	G	H	J	K
24/32	3	2-11/16 (68.3)	3-1/4 (82.6)	3-41/64 (92.6)	—	2-3/4 (70)	55/64 (22)	—	—	1/4 (6.4)	29/32 (23)
40	1	7/8 (22.2)	3-1/4 (82.6)	3-9/16 (90.5)	2-29/32 (73.8)	—	—	—	—	—	—
	3	3-15/16 (100)	—	4-1/2 (114)	3-21/32 (93)	3-5/32 (80)	3-5/32 (80)	1-3/64 (26.5)	1-3/8 (35)	1-9/64 (7.5)	25/64 (9.9)
62	1	7/8 (22.2)	3-13/16 (96.8)	3-9/16 (90.5)	3-1/8 (79.4)	—	—	—	—	—	—
	3	3-15/16 (100)	3-31/32 (101)	4-1/2 (114)	3-21/32 (93)	3-5/32 (80)	3-5/32 (80)	1-3/64 (26.5)	1-3/8 (35)	1-9/64 (7.5)	25/64 (9.9)
125	3	6-7/32 (158)	5-7/8 (149)	4-49/64 (121)	6-1/4 (159)	5-1/2 (140)	5-1/2 (140)	1-61/64 (49.6)	2-3/4 (69.8)	5/16 (7.9)	23/64 (9.1)
165	3	6-7/32 (158)	6-17/32 (166)	4-49/64 (121)	6-1/4 (159)	5-1/2 (140)	5-1/2 (140)	1-61/64 (49.6)	2-3/4 (69.8)	5/16 (7.9)	23/64 (9.1)

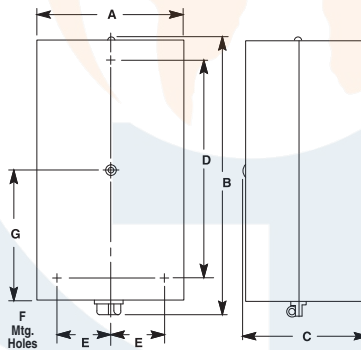
Open Type without Enclosure for Bulletin 592 Current Transformer Type — Eutectic Alloy, Manual Reset



Cat. No.	A Wide	B High	C Deep	D	E	F	G	H	J	K
592-TPD200	5-5/16 (135)	5-19/32 (142)	8-9/16 (217.5)	4-23/32 (120)	4-23/32 (120)	19/64 (7.5)	1-59/64 (49)	29/64 (12)	51/64 (10)	21/64 (8.4)
592-TPD300	6-63/64 (177.3)	5-19/32 (142)	9-5/32 (233)	4-23/32 (120)	6-9/64 (156)	27/64 (10.6)	22-1/2 (63.6)	29/64 (12)	51/64 (10)	9/32 (7)
592-TPD400	6-63/64 (177.3)	10-15/32 (266)	9-5/32 (233)	4-23/32 (120)	6-9/64 (156)	27/64 (10.6)	22-1/2 (63.6)	29/64 (12)	51/64 (10)	9/32 (7)
592-TPD630	9-27/32 (250)	7-55/64 (210)	8-19/32 (218)	7-3/32 (180)	8-57/64 (226)	15/32 (12)	3-19/64 (84)	25/64 (10)	51/64 (10)	9/32 (7)

* Mounting holes for Cat. Nos. 592-TPD400 and 592-TPD630 only.

Type 1 General Purpose Enclosure for Bulletin 592



Maximum Current [A]	A Wide	B High	C Deep	D	E	F	G
Bulletin 592							
40...60	6-13/16 (173)	10-5/8 (270)	5-23/32 (145)	8-1/4 (210)	2-3/8 (60.5)	7/32 (5.5)	5-5/16 (135)