

Definite Purpose Contactor Specifications

Bulletin Number 400

Topic	Page
Product Overview	2
Coil and Auxiliary Contact Technical Data	2...3
Specifications	4
Approximate Dimensions	5...7















Additional Resources

These documents contain additional information concerning related products from Rockwell Automation.

Resource	Description
Industrial Automation Wiring and Grounding Guidelines, publication 1770-4.1	Provides general guidelines for installing a Rockwell Automation industrial system.
Product Certifications website, http://www.ab.com	Provides declarations of conformity, certificates, and other certification details.

You can view or download publications at <http://www.rockwellautomation.com/literature/>. To order paper copies of technical documentation, contact your local Allen-Bradley distributor or Rockwell Automation sales representative.



	Number of Poles	FLA Rating [A]	Arc Cover	Standard Termination	Certifications
 	1	20...30	Optional	#10-32 screw with 1/4 in. QC	
		40		Box lug (option available to accept ring terminals)	
	2	20...30		#10-32 screw with 1/4 in. QC	
		40		Box lug (option available to accept ring terminals)	
 	3	20...30	Standard	#10-32 screw with 1/4 in. QC	 
		40		Box lug (option available to accept ring terminals)	
	3	50, 60	Standard	Box lug (option available to accept ring terminals)	 
		75, 90	Standard		
	4	20...30	Standard	#10-32 screw with 1/4 in. QC	 
		40		Box lug (option available to accept ring terminals)	

Coil Technical Data — 20/25...40 A, 1- and 2-Pole Contactors

Nominal AC Coil Voltage [V]	20/25...40 A One-Pole Contactors					20/25...40 A Two-Pole Contactors				
	24	120	208/240	277	480	24	120	208/240	277	480
Minimum Pickup Volts	18	88	177	221	384	18	88	177	221	384
Drop-Out Volts Range	6...15	20...70	40...140	50...165	150...270	6...15	20...70	40...140	50...165	150...270
Nominal Inrush VA	50 Hz	31	31	31	31	33	33	33	33	33
	60 Hz	28	28	28	28	28	30	30	30	30
Nominal Sealed VA	50 Hz	6	6	6	6	6	8	8	8	8
	60 Hz	5	5	5	5	5	6.5	6.5	6.5	6.5
Nominal DC Resistance (Ω)	18	420	1800	2500	3050	11	237	1000	1600	3050

Coil Technical Data — 20/25...40 A, 3-Pole Contactors

Nominal Coil Voltage		24	120	208/240	277	347	480
Minimum Pickup Voltage [V]		18	88	177	220	277	384
Drop-Out Voltage [V]		6...15	20...70	40...140	50...185	85...225	150...270
Nominal Inrush VA	50 Hz	65	65	65	65	65	65
	60 Hz	60	60	60	60	60	60
Nominal Sealed VA	50 Hz	7.5	7.5	7.5	7.5	7.5	7.5
	60 Hz	6	6	6	6	6	6
Nominal DC Resistance (Ω)		7	180	720	900	1330	2425

Coil Technical Data — 20/25...40 A, 4-Pole Contactors

Nominal AC Coil Voltage [V]		24	120	208/240	277	347	480
Minimum Pickup Voltage [V]		18	88	177	220	277	384
Drop-Out Voltage [V]		6...15	20...70	40...140	65...185	85...225	150...270
Nominal Inrush VA	50 Hz	62	62	62	62	62	62
	60 Hz	60	60	60	60	60	60
Nominal Sealed VA	50 Hz	9	9	9	9	9	9
	60 Hz	7	7	7	7	7	7
Nominal DC Resistance (Ω)		6	150	600	750	1205	2195

Auxiliary Contacts — 20/25...40 A, 3-and 4-Pole Contactors

Description	Steel Back Plate Cat. No.
1 N.O./1 N.C. w/QCs*	400-AB1
SPDT w/QCsΔ	400-A1
2-SPDT w/QCsΔ	400-A2

* Contact rating single-circuit N.O. or N.C.:

[V]		120	240	480	600
Current [A]	Break	3.0	1.5	0.75	0.6
	Make	30	15	7.5	6
	Continuous	10	10	10	10

Δ Contact rating SPDT:
 10 A, 1/3 Hp, 125 or 250V AC;
 1/2 A, 125V DC;
 1/4 A, 250V DC;
 4 A 120V AC on lamp load

Coil Technical Data — 50...90 A, 3-Pole Contactors

Nominal AC Coil Voltage [V]		24		120		208/240		277		480	
		50 & 60 A	75 & 90 A	50 & 60 A	75 & 90 A	50 & 60 A	75 & 90 A	50 & 60 A	75 & 90 A	50 & 60 A	75 & 90 A
Minimum Pickup Voltage [V]		18	18	93	88	177	177	235	220	374	384
Drop-Out Voltage [V]		6...15	6...15	20...70	20...70	40...135	40...110	50...180	65...185	120...286	150...270
Nominal Inrush VA	50 Hz	140	285	140	285	140	285	140	285	140	285
	60 Hz	132	240	132	240	132	240	132	240	132	240
Nominal Sealed VA	50 Hz	20	42	20	42	20	42	20	42	20	42
	60 Hz	14	27	14	27	14	27	14	27	14	27
Nominal DC Resistance (Ω)		2.4	0.63	45	15.6	180	63.5	280	84	852	255

Auxiliary Contacts — 50...90 A, 3-Pole Contactors

Description	Cat. No.
1 N.O./1 N.C. w/QCs and screws*	400-AB6
1 N.O. w/QCs and screwsΔ	400-A6
1 N.C. w/QCs and screwsΔ	400-B6

* Contact rating single-circuit N.O. or N.C.:

[V]		120	240	480	600
Current [A]	Break	3.0	1.5	0.75	0.6
	Make	30	15	7.5	6
	Continuous	10	10	10	10

Δ Contact rating SPDT:
 10 A, 1/3 Hp, 125 or 250V AC;
 1/2 A, 125V DC;
 1/4 A, 250V DC;
 4 A, 120V AC on lamp load