

Bimetallic Overload Relay Specifications

Bulletin Number 193-K, 193-T1

Topic	Page
Product Overview	2
Standards compliance and Certifications	2
General Specifications—193-K	3
Approximate Dimensions—193-K	5
General Specifications—193-T1	6
Approximate Dimensions—193-T1	11

Additional Resources

These documents contain additional information concerning related products from Rockwell Automation.

Resource	Description
Industrial Automation Wiring and Grounding Guidelines, publication 1770-4.1	Provides general guidelines for installing a Rockwell Automation industrial system.
Product Certifications website, http://www.ab.com	Provides declarations of conformity, certificates, and other certification details.

You can view or download publications at <http://www.rockwellautomation.com/literature/>. To order paper copies of technical documentation, contact your local Allen-Bradley distributor or Rockwell Automation sales representative.



Bulletin	193-K	193-T1
Type	Bimetallic Overload Relay	
Rated Current (Range)	0.1...12.5 A	0.1...90 A
Operating Voltage, Nominal	600V	
Overload Type	Bimetallic	
Trip Class (Fixed)	10	10
Ambient Temperature Compensated	✓	✓
Reset Type	Automatic and Manual	Automatic and Manual
Adjustment Range	1.5:1	1.5:1
Phase Loss	Normal Sensing	Normal Sensing
N.C. Trip Contact	✓	✓
N.O. Alarm Contact	✓	✓
Variable Frequency Drive (VFD) Compatible	✓	✓

Standards Compliance—193-K

IEC/EN 60947-1,-4-1,-5-1
 UL 508
 CSA 22.2. No. 14

Certifications—193-K

CE Marked
 cULus Listed (File No. E33916, Guide NKCR, NKCR7)

Standards Compliance—193-T1




IEC/EN 60947-1, -4-1, -5-1
 UL508
 CSA C22.2 No.14

Certifications—193-T1




cULus (File No. E33916, Guide NKCR, NKCR7),
 CE marked

Specifications

Main Circuits

		193-K
Rated Isolation Voltage U_i		690V
Rated Impulse Strength U_{imp}		6 kV
Rated Operating Voltage U_e IEC/UL		690V AC / 600V AC
Wiring cross section Terminal type		
Terminal screws		M3.5
 Fine stranded with ferrule [mm ²]		2 x (1.5...4)
 Solid or coarse stranded [mm ²] [AWG]		2 x (1.5...4) 2 x (16...12)
Recommended torque [N•m] [lb•in]		1.2 10.6
Pozidriv screwdriver	Size	2
Slotted screwdriver	[mm]	1 x 6

Control Circuits

		193-K
Rated Isolation Voltage U_i		690V AC
Rated Impulse Strength U_{imp}		4 kV AC
Rated Operating Voltage U_e IEC/UL		690V AC/600V AC
Rating Designation		A600/Q300
Rated Operating Current I_e		N.O./N.C.
AC-15	24V [A]	4
	240V [A]	2
	400V [A]	1.6
	690V [A]	0.15
DC-13	24V [A]	2
	110V [A]	0.4
	220V [A]	0.25
	440V [A]	0.08
Thermal Current I_{the}	[A]	5
Short-circuit withstand, fuse gG	[A]	6
Contact Reliability		15V, 2 mA
Wiring cross section Terminal type		
Terminal screw		M 3.5
 Fine stranded with ferrule [mm ²]		2 x (1...4)
 Solid or coarse stranded [mm ²] [AWG]		2 x (1...4) 2 x (18...12)
Recommended torque [N•m] [lb•in]		1.2 10.6
Pozidriv screwdriver	Size	2
Slotted screwdriver	[mm]	1 x 6