



1204 Reflected Wave Reduction Device with Common Mode Choke

(Catalog Number 1204-RWC-17-A)

This publication will guide you through installation (including mounting, wiring and grounding procedures) of the 1204 Reflected Wave Reduction Device with Common Mode Choke (1204-RWC).

Contents

[Where this Option is Used](#) 1

[Catalog Number Explanation](#) 1

[Specifications](#) 2

[Nameplate Information](#) 3

[Dimensions](#) 3

[Determining the Maximum Cable Length for your System](#) 4

[Installation](#) 5

Where this Option is Used

The 1204 Reflected Wave Reduction Device with Common Mode Choke (RWC) is designed to be used with Allen-Bradley 1336 family of AC drives with compatible current ratings. Call factory for advice on using the 1204-RWC with drives other than the 1336 family of AC drive. When installed near the drive, the device can reduce potentially destructive reflected wave spikes that can occur with long motor leads and reduces the effect of Common Mode noise.


Catalog Number Explanation

1204		– RWC		– 17 ⁽¹⁾		– A	
<i>First Position</i>		<i>Second Position</i>		<i>Third Position</i>		<i>Fourth Position</i>	
Description		Type		Current Rating		Mounting Config.	
Description	Bulletin Number	Letter	Description	Code	Rating	Letter	Mounting
		RWC	Reflected Wave Reduction Device IP20 (NEMA Type 1)	17	17.5 Amps at 380-480V, 12 Amps at 575-600V	A	Book Style ⁽²⁾

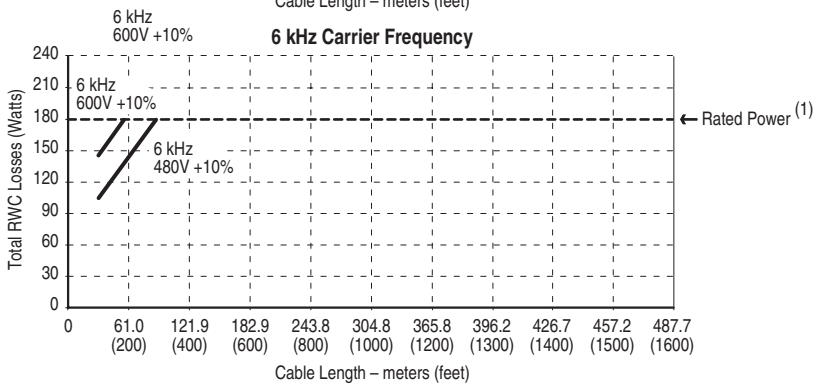
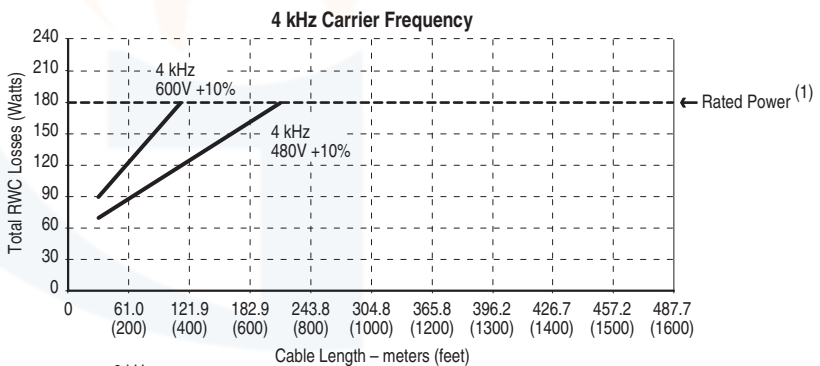
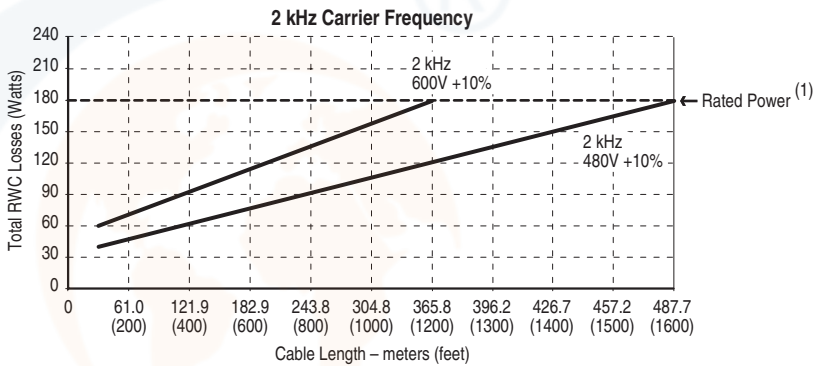
⁽¹⁾ Consult factory for 240V applications.

⁽²⁾ Chassis is rated IP20 (NEMA Type 1) for Book Style mounting.

Specifications

Input Power	380-600VAC, Three-Phase
Drive Carrier Frequency	2 kHz Recommended (used for most applications) Important: 6kHz Absolute Maximum – Refer to Chart below and page 4 for application restrictions.
Ambient Temperature	0-50 Degrees C (32-122 Degrees F)
Humidity	5-95% Non-Condensing
Atmosphere	Atmosphere should not contain hazardous (volatile) dust, vapor, gas or liquid. IP20 (NEMA Type 1) = Book Style Mount IP00 (Open Chassis) = Horizontal Mount
Current Rating	17.5 Amperes at 480 Volts (12.0 Amperes at 600 Volts)
Vibration	1.0 G Operational
Agency Certification	
Altitude Derating	Above 1000 meters (3300 feet) derate at 6% of RWC rated amperes per 1000 meters (3300 feet) elevation to 4000 meters (13200 feet) maximum.
Heat Dissipation	Use the cable length and drive carrier frequency to find the approximate RWC losses for your system. Vertical movement inside the loss band will be dependent on exact cable type and motor load.

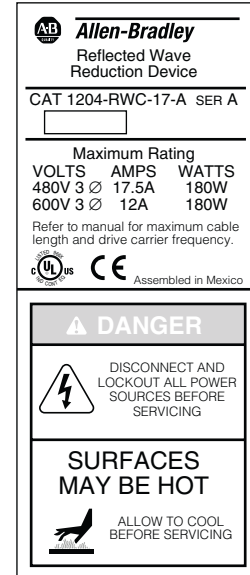
Total Watts Loss



(1) Do not run unit above Rated Power.

Nameplate Information

The nameplate is located on the front of the unit. In addition, a manufacturing date is stamped on the bottom of the unit.



Dimensions

Dimensions are in millimeters and (inches).
Shipping weight = 4.1 kg (9.0 lb)

