

IEC Contactor Specifications

Bulletin Numbers 100/104-K, 100/104-C, 100/104S-C, 100/104-D, 100S-D, 100-G, 100Q-C

Topic	Page
Product Line Overview	3
100-K/104-K Miniature Contactors	5
Coil Voltage Codes	5
Assignment of Contacts	6
Specifications	8
Life-Load Curves	12
Approximate Dimensions	14
100-C/104-C, 100S-C/104S-C, 100Q-C Contactors	15
Coil Voltage Codes	15
Assignment of Contacts	18
Specifications	25
Life-Load Curves	36
Maximum Operating Rates	42
Approximate Dimensions	46
100-D/104-D, 100S-D Contactors	51
Coil Voltage Codes	51
Specifications	53
Life-Load Curves	63
Approximate Dimensions	65
100-G Contactors	67
Coil Voltage Codes	67
Specifications	67
Life-Load Curves	73
Permissible Switching Rate	75
Approximate Dimensions	77



Additional Resources

These documents contain additional information concerning related products from Rockwell Automation.






Resource	Description
Industrial Automation Wiring and Grounding Guidelines, publication 1770-4.1	Provides general guidelines for installing a Rockwell Automation industrial system.
Product Certifications website, http://www.ab.com	Provides declarations of conformity, certificates, and other certification details.

You can view or download publications at <http://www.rockwellautomation.com/literature/>. To order paper copies of technical documentation, contact your local Allen-Bradley distributor or Rockwell Automation sales representative.



Product Line Overview

IEC Contactors

					
Bulletin No.	100-K/104-K	100-C/104-C	100Q-C	100-D/104-D	100-G
Screw Terminals	✓	✓	✓	Thru-hole, threaded (630...860 A)	Thru-hole
Spring Terminals	✓ (5...9 A)	✓ (9...16 A)	—	—	—
Max. Current I_e	12 A	97 A	37 A	860 A	1200 A
Current Rating	5...12 A	9...97 A	16, 32 A	115...860 A	550...1200 A
Features	<ul style="list-style-type: none"> • Mini-contactors • Uniform panel mounting dimensions • Panel mounting or mounting on 35 mm DIN Rail • AC or DC coil control • Made of environmentally friendly materials 	<ul style="list-style-type: none"> • Panel mounting or mounting on 35 mm DIN Rail • AC or DC coil control • Reversible coil terminals (line or load side) • Common accessories • Made of environmentally friendly materials 	<ul style="list-style-type: none"> • Panel mounting or mounting on 35 mm DIN Rail • AC or DC coil control • Reversible coil terminals (line or load side) • Common accessories • Made of environmentally friendly materials 	<ul style="list-style-type: none"> • Panel mounting only • Made of environmentally friendly materials • AC or DC coil control (conventional or electronic) • Integrated PLC interface (electronic coil) 	<ul style="list-style-type: none"> • Panel mounting • AC or DC coil control • Horizontal or vertical interlock • Latching • 4th pole
Contacts	3 power poles with internal N.O. or N.C. auxiliary contact, or 4 power poles. Optional front-mounted 2- or 4-pole external auxiliary contact block.	3 power poles with internal N.O. or N.C. auxiliary contact or 4 power poles. Optional front- or side-mounted 1-, 2- or 4-pole external auxiliary contact block.	3 main poles with front-mount resistor elements. Optional side-mounted 1-, 2- or 4-pole external auxiliary contact block.	3 power poles with external N.O. and N.C. side-mounted auxiliary contact. Optional side-mounted 2-pole external auxiliary contact blocks	3 power poles with N.O. and N.C. front-mounted auxiliary contact. Optional 4th pole and auxiliary contacts
Coil Voltages	AC = 24...600V, 50/60Hz DC = 12...250V	AC = 12...600V, 50/60Hz DC = 9...250V	AC = 12...600V, 50/60Hz DC = 12...250V	<p>Conventional Coils Cat. Nos. 100-D115...D180 AC: 24...550V 50 Hz, 24...600V 60Hz, 100...277V 50/60Hz DC: 24...250V DC</p> <p>Electronic Coils Cat. Nos. 100-D115...D300 AC: 24...500V 50/60 Hz DC: 24...255V DC</p> <p>Cat. Nos. 100-D420 AC: 42...500V 50/60 Hz DC: 48...255V DC</p> <p>Cat. Nos. 100-D630...D860 AC: 100...600V 50/60 Hz DC: 110...255V DC</p>	AC = 110...480V, 50/60Hz DC = 100...440V
Optional Overload Relays	Electronic or bimetallic	Electronic or bimetallic	—	Electronic	Electronic
Optional Accessories	<ul style="list-style-type: none"> • Front-mount auxiliary contacts • Surge suppressors • Electronic timers • Mechanical interlocks 	<ul style="list-style-type: none"> • Front or side-mount auxiliary contacts • Surge suppressors • Electronic or pneumatic timers • Mechanical interlocks • Mechanical latches 	<ul style="list-style-type: none"> • Side-mount auxiliary contacts • Surge suppressors • Electronic timers 	<ul style="list-style-type: none"> • Side-mount auxiliary contacts • Surge suppressors • IP20 terminal blocks • Terminal shields • Terminal covers • Connecting components • Terminal lugs • Mechanical/electrical interlocks 	<ul style="list-style-type: none"> • Auxiliary contact • 4th pole • Vertical interlock • Horizontal interlock • Mechanical latch
Standards/Certifications	<ul style="list-style-type: none"> • UL • CSA • IEC • CE Marked • CCC 	<ul style="list-style-type: none"> • UL • CSA • IEC • CE Marked • CCC 	<ul style="list-style-type: none"> • UL • CSA • IEC • CE Marked 	<ul style="list-style-type: none"> • UL • CSA • IEC • CE Marked • CCC (115...180 A - conventional coil; 140...420 A - electronic coil) 	<ul style="list-style-type: none"> • UL • CSA • IEC • CE Marked