

# IEC Contactor Specifications

Bulletin Numbers 100/104-K, 100/104-C, 100/104S-C, 100/104-D, 100S-D, 100-G, 100Q-C

Topic	Page
<a href="#">Product Line Overview</a>	<a href="#">3</a>
<a href="#">100-K/104-K Miniature Contactors</a>	<a href="#">5</a>
<a href="#">Coil Voltage Codes</a>	<a href="#">5</a>
<a href="#">Assignment of Contacts</a>	<a href="#">6</a>
<a href="#">Specifications</a>	<a href="#">8</a>
<a href="#">Life-Load Curves</a>	<a href="#">12</a>
<a href="#">Approximate Dimensions</a>	<a href="#">14</a>
<a href="#">100-C/104-C, 100S-C/104S-C, 100Q-C Contactors</a>	<a href="#">15</a>
<a href="#">Coil Voltage Codes</a>	<a href="#">15</a>
<a href="#">Assignment of Contacts</a>	<a href="#">18</a>
<a href="#">Specifications</a>	<a href="#">25</a>
<a href="#">Life-Load Curves</a>	<a href="#">36</a>
<a href="#">Maximum Operating Rates</a>	<a href="#">42</a>
<a href="#">Approximate Dimensions</a>	<a href="#">46</a>
<a href="#">100-D/104-D, 100S-D Contactors</a>	<a href="#">51</a>
<a href="#">Coil Voltage Codes</a>	<a href="#">51</a>
<a href="#">Specifications</a>	<a href="#">53</a>
<a href="#">Life-Load Curves</a>	<a href="#">63</a>
<a href="#">Approximate Dimensions</a>	<a href="#">65</a>
<a href="#">100-G Contactors</a>	<a href="#">67</a>
<a href="#">Coil Voltage Codes</a>	<a href="#">67</a>
<a href="#">Specifications</a>	<a href="#">67</a>
<a href="#">Life-Load Curves</a>	<a href="#">73</a>
<a href="#">Permissible Switching Rate</a>	<a href="#">75</a>
<a href="#">Approximate Dimensions</a>	<a href="#">77</a>



## Additional Resources

These documents contain additional information concerning related products from Rockwell Automation.






Resource	Description
Industrial Automation Wiring and Grounding Guidelines, publication <a href="#">1770-4.1</a>	Provides general guidelines for installing a Rockwell Automation industrial system.
Product Certifications website, <a href="http://www.ab.com">http://www.ab.com</a>	Provides declarations of conformity, certificates, and other certification details.

You can view or download publications at <http://www.rockwellautomation.com/literature/>. To order paper copies of technical documentation, contact your local Allen-Bradley distributor or Rockwell Automation sales representative.



# Product Line Overview

## IEC Contactors

					
Bulletin No.	100-K/104-K	100-C/104-C	100Q-C	100-D/104-D	100-G
Screw Terminals	✓	✓	✓	Thru-hole, threaded (630...860 A)	Thru-hole
Spring Terminals	✓ (5...9 A)	✓ (9...16 A)	—	—	—
Max. Current $I_e$	12 A	97 A	37 A	860 A	1200 A
Current Rating	5...12 A	9...97 A	16, 32 A	115...860 A	550...1200 A
Features	<ul style="list-style-type: none"> <li>Mini-contactors</li> <li>Uniform panel mounting dimensions</li> <li>Panel mounting or mounting on 35 mm DIN Rail</li> <li>AC or DC coil control</li> <li>Made of environmentally friendly materials</li> </ul>	<ul style="list-style-type: none"> <li>Panel mounting or mounting on 35 mm DIN Rail</li> <li>AC or DC coil control</li> <li>Reversible coil terminals (line or load side)</li> <li>Common accessories</li> <li>Made of environmentally friendly materials</li> </ul>	<ul style="list-style-type: none"> <li>Panel mounting or mounting on 35 mm DIN Rail</li> <li>AC or DC coil control</li> <li>Reversible coil terminals (line or load side)</li> <li>Common accessories</li> <li>Made of environmentally friendly materials</li> </ul>	<ul style="list-style-type: none"> <li>Panel mounting only</li> <li>Made of environmentally friendly materials</li> <li>AC or DC coil control (conventional or electronic)</li> <li>Integrated PLC interface (electronic coil)</li> </ul>	<ul style="list-style-type: none"> <li>Panel mounting</li> <li>AC or DC coil control</li> <li>Horizontal or vertical interlock</li> <li>Latching</li> <li>4th pole</li> </ul>
Contacts	3 power poles with internal N.O. or N.C. auxiliary contact, or 4 power poles. Optional front-mounted 2- or 4-pole external auxiliary contact block.	3 power poles with internal N.O. or N.C. auxiliary contact or 4 power poles. Optional front- or side-mounted 1-, 2- or 4-pole external auxiliary contact block.	3 main poles with front-mount resistor elements. Optional side-mounted 1-, 2- or 4-pole external auxiliary contact block.	3 power poles with external N.O. and N.C. side-mounted auxiliary contact. Optional side-mounted 2-pole external auxiliary contact blocks	3 power poles with N.O. and N.C. front-mounted auxiliary contact. Optional 4th pole and auxiliary contacts
Coil Voltages	AC = 24...600V, 50/60Hz DC = 12...250V	AC = 12...600V, 50/60Hz DC = 9...250V	AC = 12...600V, 50/60Hz DC = 12...250V	<p><b>Conventional Coils</b> Cat. Nos. 100-D115...D180 AC: 24...550V 50 Hz, 24...600V 60Hz, 100...277V 50/60Hz DC: 24...250V DC</p> <p><b>Electronic Coils</b> Cat. Nos. 100-D115...D300 AC: 24...500V 50/60 Hz DC: 24...255V DC</p> <p>Cat. Nos. 100-D420 AC: 42...500V 50/60 Hz DC: 48...255V DC</p> <p>Cat. Nos. 100-D630...D860 AC: 100...600V 50/60 Hz DC: 110...255V DC</p>	AC = 110...480V, 50/60Hz DC = 100...440V
Optional Overload Relays	Electronic or bimetallic	Electronic or bimetallic	—	Electronic	Electronic
Optional Accessories	<ul style="list-style-type: none"> <li>Front-mount auxiliary contacts</li> <li>Surge suppressors</li> <li>Electronic timers</li> <li>Mechanical interlocks</li> </ul>	<ul style="list-style-type: none"> <li>Front or side-mount auxiliary contacts</li> <li>Surge suppressors</li> <li>Electronic or pneumatic timers</li> <li>Mechanical interlocks</li> <li>Mechanical latches</li> </ul>	<ul style="list-style-type: none"> <li>Side-mount auxiliary contacts</li> <li>Surge suppressors</li> <li>Electronic timers</li> </ul>	<ul style="list-style-type: none"> <li>Side-mount auxiliary contacts</li> <li>Surge suppressors</li> <li>IP20 terminal blocks</li> <li>Terminal shields</li> <li>Terminal covers</li> <li>Connecting components</li> <li>Terminal lugs</li> <li>Mechanical/electrical interlocks</li> </ul>	<ul style="list-style-type: none"> <li>Auxiliary contact</li> <li>4th pole</li> <li>Vertical interlock</li> <li>Horizontal interlock</li> <li>Mechanical latch</li> </ul>
Standards/Certifications	<ul style="list-style-type: none"> <li>UL</li> <li>CSA</li> <li>IEC</li> <li>CE Marked</li> <li>CCC</li> </ul>	<ul style="list-style-type: none"> <li>UL</li> <li>CSA</li> <li>IEC</li> <li>CE Marked</li> <li>CCC</li> </ul>	<ul style="list-style-type: none"> <li>UL</li> <li>CSA</li> <li>IEC</li> <li>CE Marked</li> </ul>	<ul style="list-style-type: none"> <li>UL</li> <li>CSA</li> <li>IEC</li> <li>CE Marked</li> <li>CCC(115...180 A - conventional coil; 140...420 A - electronic coil)</li> </ul>	<ul style="list-style-type: none"> <li>UL</li> <li>CSA</li> <li>IEC</li> <li>CE Marked</li> </ul>