

IEC Contactor Specifications

Bulletin Numbers 100/104-K, 100/104-C, 100/104S-C, 100/104-D, 100S-D, 100-G, 100Q-C

| Topic | Page |
|---|--------------------|
| Product Line Overview | 3 |
| 100-K/104-K Miniature Contactors | 5 |
| Coil Voltage Codes | 5 |
| Assignment of Contacts | 6 |
| Specifications | 8 |
| Life-Load Curves | 12 |
| Approximate Dimensions | 14 |
| 100-C/104-C, 100S-C/104S-C, 100Q-C Contactors | 15 |
| Coil Voltage Codes | 15 |
| Assignment of Contacts | 18 |
| Specifications | 25 |
| Life-Load Curves | 36 |
| Maximum Operating Rates | 42 |
| Approximate Dimensions | 46 |
| 100-D/104-D, 100S-D Contactors | 51 |
| Coil Voltage Codes | 51 |
| Specifications | 53 |
| Life-Load Curves | 63 |
| Approximate Dimensions | 65 |
| 100-G Contactors | 67 |
| Coil Voltage Codes | 67 |
| Specifications | 67 |
| Life-Load Curves | 73 |
| Permissible Switching Rate | 75 |
| Approximate Dimensions | 77 |



Additional Resources

These documents contain additional information concerning related products from Rockwell Automation.






| Resource | Description |
|---|---|
| Industrial Automation Wiring and Grounding Guidelines, publication 1770-4.1 | Provides general guidelines for installing a Rockwell Automation industrial system. |
| Product Certifications website, http://www.ab.com | Provides declarations of conformity, certificates, and other certification details. |

You can view or download publications at <http://www.rockwellautomation.com/literature/>. To order paper copies of technical documentation, contact your local Allen-Bradley distributor or Rockwell Automation sales representative.



Product Line Overview

IEC Contactors

| |  |  |  |  |  |
|--------------------------|---|--|--|--|---|
| Bulletin No. | 100-K/104-K | 100-C/104-C | 100Q-C | 100-D/104-D | 100-G |
| Screw Terminals | ✓ | ✓ | ✓ | Thru-hole, threaded (630...860 A) | Thru-hole |
| Spring Terminals | ✓ (5...9 A) | ✓ (9...16 A) | — | — | — |
| Max. Current I_e | 12 A | 97 A | 37 A | 860 A | 1200 A |
| Current Rating | 5...12 A | 9...97 A | 16, 32 A | 115...860 A | 550...1200 A |
| Features | <ul style="list-style-type: none"> • Mini-contactors • Uniform panel mounting dimensions • Panel mounting or mounting on 35 mm DIN Rail • AC or DC coil control • Made of environmentally friendly materials | <ul style="list-style-type: none"> • Panel mounting or mounting on 35 mm DIN Rail • AC or DC coil control • Reversible coil terminals (line or load side) • Common accessories • Made of environmentally friendly materials | <ul style="list-style-type: none"> • Panel mounting or mounting on 35 mm DIN Rail • AC or DC coil control • Reversible coil terminals (line or load side) • Common accessories • Made of environmentally friendly materials | <ul style="list-style-type: none"> • Panel mounting only • Made of environmentally friendly materials • AC or DC coil control (conventional or electronic) • Integrated PLC interface (electronic coil) | <ul style="list-style-type: none"> • Panel mounting • AC or DC coil control • Horizontal or vertical interlock • Latching • 4th pole |
| Contacts | 3 power poles with internal N.O. or N.C. auxiliary contact, or 4 power poles. Optional front-mounted 2- or 4-pole external auxiliary contact block. | 3 power poles with internal N.O. or N.C. auxiliary contact or 4 power poles. Optional front- or side-mounted 1-, 2- or 4-pole external auxiliary contact block. | 3 main poles with front-mount resistor elements. Optional side-mounted 1-, 2- or 4-pole external auxiliary contact block. | 3 power poles with external N.O. and N.C. side-mounted auxiliary contact. Optional side-mounted 2-pole external auxiliary contact blocks | 3 power poles with N.O. and N.C. front-mounted auxiliary contact. Optional 4th pole and auxiliary contacts |
| Coil Voltages | AC = 24...600V, 50/60Hz DC = 12...250V | AC = 12...600V, 50/60Hz DC = 9...250V | AC = 12...600V, 50/60Hz DC = 12...250V | Conventional Coils Cat. Nos. 100-D115...D180 AC: 24...550V 50 Hz, 24...600V 60Hz, 100...277V 50/60Hz DC: 24...250V DC Electronic Coils Cat. Nos. 100-D115...D300 AC: 24...500V 50/60 Hz DC: 24...255V DC Cat. Nos. 100-D420 AC: 42...500V 50/60 Hz DC: 48...255V DC Cat. Nos. 100-D630...D860 AC: 100...600V 50/60 Hz DC: 110...255V DC | AC = 110...480V, 50/60Hz DC = 100...440V |
| Optional Overload Relays | Electronic or bimetallic | Electronic or bimetallic | — | Electronic | Electronic |
| Optional Accessories | <ul style="list-style-type: none"> • Front-mount auxiliary contacts • Surge suppressors • Electronic timers • Mechanical interlocks | <ul style="list-style-type: none"> • Front or side-mount auxiliary contacts • Surge suppressors • Electronic or pneumatic timers • Mechanical interlocks • Mechanical latches | <ul style="list-style-type: none"> • Side-mount auxiliary contacts • Surge suppressors • Electronic timers | <ul style="list-style-type: none"> • Side-mount auxiliary contacts • Surge suppressors • IP20 terminal blocks • Terminal shields • Terminal covers • Connecting components • Terminal lugs • Mechanical/electrical interlocks | <ul style="list-style-type: none"> • Auxiliary contact • 4th pole • Vertical interlock • Horizontal interlock • Mechanical latch |
| Standards/Certifications | <ul style="list-style-type: none"> • UL • CSA • IEC • CE Marked • CCC | <ul style="list-style-type: none"> • UL • CSA • IEC • CE Marked • CCC | <ul style="list-style-type: none"> • UL • CSA • IEC • CE Marked | <ul style="list-style-type: none"> • UL • CSA • IEC • CE Marked • CCC (115...180 A - conventional coil; 140...420 A - electronic coil) | <ul style="list-style-type: none"> • UL • CSA • IEC • CE Marked |